

Construction Tubes

Aluminum / Stainless Steel,
for Tube Clamp Connectors

SPECIFICATION

Version in Aluminum

Aluminum **AL**
Anodized, natural color **EL**

Version in Stainless Steel

Stainless steel AISI 304 **NI**

Plain finish **BL**

Untreated

Sawed cross sections deburred blank, i.e. not surface treated.



INFORMATION

Construction tubes GN 990 can be supplied in these standard lengths.

The tolerances specified for the outside diameter of the round construction tubes comply with the requirements for split mono-block connector clamps. Two-piece connector clamps allow obviously larger tolerances on construction tubes.

ACCESSORY

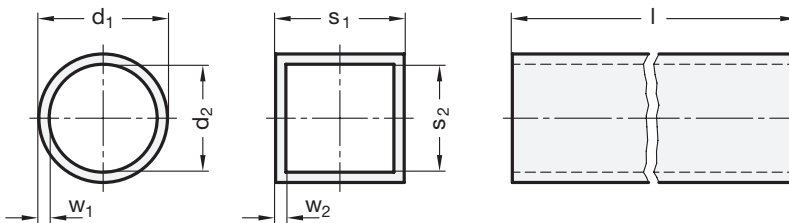
- Tube End Plugs GN 991 (see page)
- Insert Bushings GN NDX.T (see page) / GN NDX.Q (see page)
- Insert Bushings GN 992 (see page) / GN 992.5 (see page)

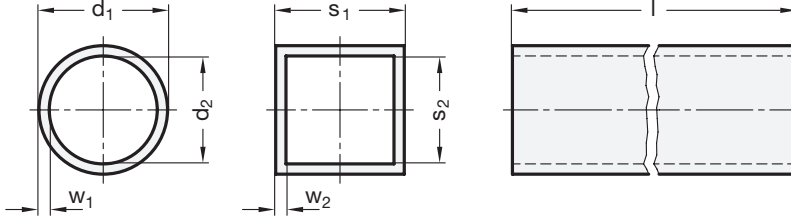
ON REQUEST

- Further lengths

TECHNICAL INFORMATION

- Stainless Steel Characteristics (see page A26)



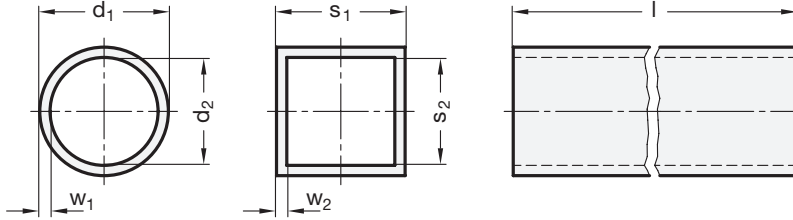


GN 990-AL

Description	d1 Diameter	Length l ±0.5	d2	w1	⚖️	
GN 990-AL-D10-200-EL	D 10	+0.05/-0.15	200	7	1.5	22
GN 990-AL-D10-500-EL	D 10	+0.05/-0.15	500	7	1.5	54
GN 990-AL-D10-1000-EL	D 10	+0.05/-0.15	1000	7	1.5	108
GN 990-AL-D12-200-EL	D 12	+0.05/-0.15	200	9	1.5	27
GN 990-AL-D12-500-EL	D 12	+0.05/-0.15	500	9	1.5	68
GN 990-AL-D12-1000-EL	D 12	+0.05/-0.15	1000	9	1.5	136
GN 990-AL-D14-200-EL	D 14	+0.05/-0.15	200	11	1.5	32
GN 990-AL-D14-500-EL	D 14	+0.05/-0.15	500	11	1.5	80
GN 990-AL-D14-1000-EL	D 14	+0.05/-0.15	1000	11	1.5	160
GN 990-AL-D15-200-EL	D 15	+0.05/-0.15	200	12	1.5	35
GN 990-AL-D15-500-EL	D 15	+0.05/-0.15	500	12	1.5	88
GN 990-AL-D15-1000-EL	D 15	+0.05/-0.15	1000	12	1.5	177
GN 990-AL-D16-200-EL	D 16	+0.05/-0.15	200	13	1.5	36
GN 990-AL-D16-500-EL	D 16	+0.05/-0.15	500	13	1.5	88
GN 990-AL-D16-1000-EL	D 16	+0.05/-0.15	1000	13	1.5	184
GN 990-AL-D18-200-EL	D 18	+0.05/-0.15	200	15	1.5	42
GN 990-AL-D18-500-EL	D 18	+0.05/-0.15	500	15	1.5	104
GN 990-AL-D18-1000-EL	D 18	+0.05/-0.15	1000	15	1.5	208
GN 990-AL-D20-200-EL	D 20	+0.1/-0.2	200	16	2	61
GN 990-AL-D20-500-EL	D 20	+0.1/-0.2	500	16	2	150
GN 990-AL-D20-1000-EL	D 20	+0.1/-0.2	1000	16	2	305
GN 990-AL-D20-2000-EL	D 20	+0.1/-0.2	2000	16	2	610
GN 990-AL-D25-200-EL	D 25	+0.1/-0.2	200	21	2	78
GN 990-AL-D25-500-EL	D 25	+0.1/-0.2	500	21	2	194
GN 990-AL-D25-1000-EL	D 25	+0.1/-0.2	1000	21	2	389
GN 990-AL-D25-2000-EL	D 25	+0.1/-0.2	2000	21	2	778
GN 990-AL-D30-200-EL	D 30	±0.15	200	26	2	95
GN 990-AL-D30-500-EL	D 30	±0.15	500	26	2	230
GN 990-AL-D30-1000-EL	D 30	±0.15	1000	26	2	475
GN 990-AL-D30-2000-EL	D 30	±0.15	2000	26	2	950
GN 990-AL-D35-200-EL	D 35	±0.15	200	31	2	110
GN 990-AL-D35-500-EL	D 35	±0.15	500	31	2	280
GN 990-AL-D35-1000-EL	D 35	±0.15	1000	31	2	561
GN 990-AL-D40-200-EL	D 40	+0.15/-0.25	200	34	3	189
GN 990-AL-D40-500-EL	D 40	+0.15/-0.25	500	34	3	472
GN 990-AL-D40-1000-EL	D 40	+0.15/-0.25	1000	34	3	943
GN 990-AL-D40-2000-EL	D 40	+0.15/-0.25	2000	34	3	1886
GN 990-AL-D50-500-EL	D 50	±0.2	500	44	3	598
GN 990-AL-D50-1000-EL	D 50	±0.2	1000	44	3	1195
GN 990-AL-D50-2000-EL	D 50	±0.2	2000	44	3	2395
GN 990-AL-D60-500-EL	D 60	±0.25	500	52	4	840
GN 990-AL-D60-1000-EL	D 60	±0.25	1000	52	4	1900
GN 990-AL-D60-2000-EL	D 60	±0.25	2000	52	4	3800

GN 990-AL

Description	s1 Square	Length l ±0.5	s2	w2	⚖️
GN 990-AL-V10-200-EL	V 10	200	7	1.5	20
GN 990-AL-V10-500-EL	V 10	500	7	1.5	40
GN 990-AL-V10-1000-EL	V 10	1000	7	1.5	97
GN 990-AL-V12-200-EL	V 12	200	9	1.5	24
GN 990-AL-V12-500-EL	V 12	500	9	1.5	60
GN 990-AL-V12-1000-EL	V 12	1000	9	1.5	119
GN 990-AL-V16-200-EL	V 16	200	13	1.5	32
GN 990-AL-V16-500-EL	V 16	500	13	1.5	80
GN 990-AL-V16-1000-EL	V 16	1000	13	1.5	160
GN 990-AL-V20-200-EL	V 20	200	16	2	78
GN 990-AL-V20-500-EL	V 20	500	16	2	194
GN 990-AL-V20-1000-EL	V 20	1000	16	2	388
GN 990-AL-V20-2000-EL	V 20	2000	16	2	776
GN 990-AL-V25-200-EL	V 25	200	21	2	99
GN 990-AL-V25-500-EL	V 25	500	21	2	249
GN 990-AL-V25-1000-EL	V 25	1000	21	2	497
GN 990-AL-V25-2000-EL	V 25	2000	21	2	1100
GN 990-AL-V30-200-EL	V 30	200	26	2	121
GN 990-AL-V30-500-EL	V 30	500	26	2	303
GN 990-AL-V30-1000-EL	V 30	1000	26	2	605
GN 990-AL-V30-2000-EL	V 30	2000	26	2	1210
GN 990-AL-V40-500-EL	V 40	500	34	3	640
GN 990-AL-V40-1000-EL	V 40	1000	34	3	1200
GN 990-AL-V40-2000-EL	V 40	2000	34	3	2398
GN 990-AL-V50-500-EL	V 50	500	44	3	762
GN 990-AL-V50-1000-EL	V 50	1000	44	3	1525
GN 990-AL-V50-2000-EL	V 50	2000	44	3	3050



GN 990-NI

Description	d _i Diameter	Length l ±0.5	d ₂	w ₁	⚖
GN 990-NI-D10-200-BL	D 10	+0.05/-0.15 200	7	1.5	63
GN 990-NI-D10-500-BL	D 10	+0.05/-0.15 500	7	1.5	158
GN 990-NI-D10-1000-BL	D 10	+0.05/-0.15 1000	7	1.5	426
GN 990-NI-D12-200-BL	D 12	+0.05/-0.15 200	9	1.5	80
GN 990-NI-D12-500-BL	D 12	+0.05/-0.15 500	9	1.5	200
GN 990-NI-D12-1000-BL	D 12	+0.05/-0.15 1000	9	1.5	399
GN 990-NI-D14-200-BL	D 14	+0.05/-0.15 200	11	1.5	93
GN 990-NI-D14-500-BL	D 14	+0.05/-0.15 500	11	1.5	220
GN 990-NI-D14-1000-BL	D 14	+0.05/-0.15 1000	11	1.5	467
GN 990-NI-D15-200-BL	D 15	+0.05/-0.15 200	12	1.5	104
GN 990-NI-D15-500-BL	D 15	+0.05/-0.15 500	12	1.5	259
GN 990-NI-D15-1000-BL	D 15	+0.05/-0.15 1000	12	1.5	518
GN 990-NI-D16-200-BL	D 16	+0.05/-0.15 200	13	1.5	90
GN 990-NI-D16-500-BL	D 16	+0.05/-0.15 500	13	1.5	270
GN 990-NI-D16-1000-BL	D 16	+0.05/-0.15 1000	13	1.5	539
GN 990-NI-D18-200-BL	D 18	+0.05/-0.15 200	15	1.5	120
GN 990-NI-D18-500-BL	D 18	+0.05/-0.15 500	15	1.5	304
GN 990-NI-D18-1000-BL	D 18	+0.05/-0.15 1000	15	1.5	650
GN 990-NI-D20-200-BL	D 20	+0.1/-0.2 200	16	2	160
GN 990-NI-D20-500-BL	D 20	+0.1/-0.2 500	16	2	420
GN 990-NI-D20-1000-BL	D 20	+0.1/-0.2 1000	16	2	750
GN 990-NI-D20-2000-BL	D 20	+0.1/-0.2 2000	16	2	1700
GN 990-NI-D25-200-BL	D 25	+0.1/-0.2 200	21	2	220
GN 990-NI-D25-500-BL	D 25	+0.1/-0.2 500	21	2	568
GN 990-NI-D25-1000-BL	D 25	+0.1/-0.2 1000	21	2	1137
GN 990-NI-D25-2000-BL	D 25	+0.1/-0.2 2000	21	2	2100
GN 990-NI-D30-200-BL	D 30	±0.15 200	26	2	200
GN 990-NI-D30-500-BL	D 30	±0.15 500	26	2	620
GN 990-NI-D30-1000-BL	D 30	±0.15 1000	26	2	1280
GN 990-NI-D30-2000-BL	D 30	±0.15 2000	26	2	2778
GN 990-NI-D35-200-BL	D 35	±0.15 200	31	2	328
GN 990-NI-D35-500-BL	D 35	±0.15 500	31	2	900
GN 990-NI-D35-1000-BL	D 35	±0.15 1000	31	2	1500
GN 990-NI-D40-200-BL	D 40	+0.15/-0.25 200	34	3	500
GN 990-NI-D40-500-BL	D 40	+0.15/-0.25 500	34	3	1250
GN 990-NI-D40-1000-BL	D 40	+0.15/-0.25 1000	34	3	2500
GN 990-NI-D40-2000-BL	D 40	+0.15/-0.25 2000	34	3	5000
GN 990-NI-D50-500-BL	D 50	±0.2 500	44	3	1751
GN 990-NI-D50-1000-BL	D 50	±0.2 1000	44	3	3400
GN 990-NI-D50-2000-BL	D 50	±0.2 2000	44	3	7100
GN 990-NI-D60-500-BL	D 60	±0.25 500	52	4	2500
GN 990-NI-D60-1000-BL	D 60	±0.25 1000	52	4	4800
GN 990-NI-D60-2000-BL	D 60	±0.25 2000	52	4	9000

GN 990-NI

Description	s ₁ Square	Length l ±0.5	s ₂	w ₂	⚖
GN 990-NI-V20-200-BL	V 20	200	16	2	225
GN 990-NI-V20-500-BL	V 20	500	16	2	564
GN 990-NI-V20-1000-BL	V 20	1000	16	2	1127
GN 990-NI-V20-2000-BL	V 20	2000	16	2	2254
GN 990-NI-V25-200-BL	V 25	200	21	2	230
GN 990-NI-V25-500-BL	V 25	500	21	2	700
GN 990-NI-V25-1000-BL	V 25	1000	21	2	1449
GN 990-NI-V25-2000-BL	V 25	2000	21	2	2898
GN 990-NI-V30-200-BL	V 30	200	26	2	352
GN 990-NI-V30-500-BL	V 30	500	26	2	750
GN 990-NI-V30-1000-BL	V 30	1000	26	2	1761
GN 990-NI-V30-2000-BL	V 30	2000	26	2	3500
GN 990-NI-V40-500-BL	V 40	500	34	3	1800
GN 990-NI-V40-1000-BL	V 40	1000	34	3	3351
GN 990-NI-V40-2000-BL	V 40	2000	34	3	6700
GN 990-NI-V50-500-BL	V 50	500	44	3	1700
GN 990-NI-V50-1000-BL	V 50	1000	44	3	4307
GN 990-NI-V50-2000-BL	V 50	2000	44	3	8614

Clamping and connecting elements 16